PRODUCT SHEET
AMORE CISTERN RAIL

VANITI HOUSE

LUXURY BATHROOMS & DESIGN

COLOR PALETTE

CHROME
(CH)

POLISHED
NICKEL
(PN)

BRUSHED
NICKEL
(BN)

POLISHED
BRASS
(PB)

BRUSHED
BRASS
(BB)

AGED BRASS
(AB)

PRODUCT INFO

The Amore cistern support rail is designed to provide reliable assistance where it's needed most. Installed behind the toilet and anchored securely, it offers users stable support when sitting down or standing up — enhancing safety without compromising the overall bathroom aesthetic. The thickness of the rail 32mm and made from solid brass, chrome plated.

Important Installation Note:
If you are using the Amore cistern support rail with a close-coupled toilet (where the cistern and pan are directly connected), please ensure that the toilet lid is removed.

L 710 x **D** 270mm | **Bracket diameter** 75mm | **Diameter of rail** 32mm | **Material** brass, chrome plated | **Fixations** Fischer DuoPower plug and screw 6mm x 50mm (x 3 screw per wall bracket).

VH900710CR

TECHNICAL SPECIFICATION

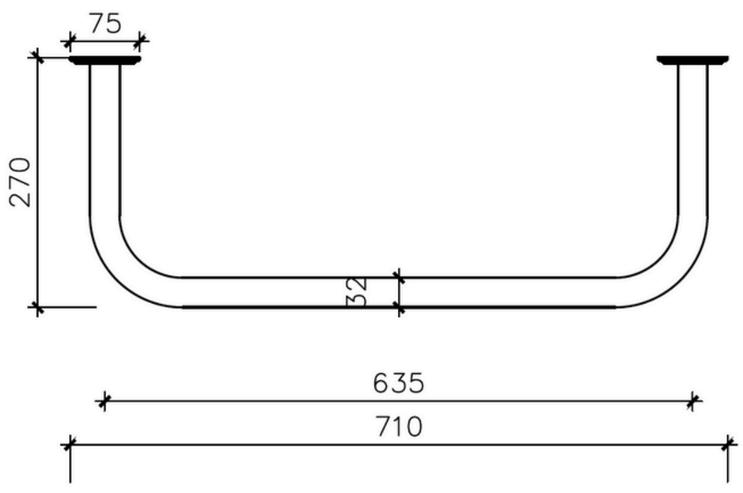

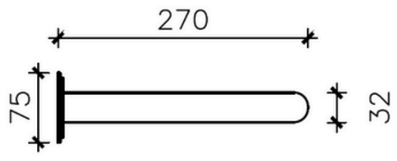

IMAGE



PRODUCT SHEET
AMORE CISTERN RAIL

VANITI HOUSE

LUXURY BATHROOMS & DESIGN

CARING FOR YOUR AMORE CISTERN RAIL

Your Amore cistern rail has been handcrafted from high-quality brass and finished in your choice of six beautiful finishes, including classic chrome, natural brass, and nickel. To ensure your rail retains its beauty and performance for years to come, we recommend the following care and maintenance guidelines:

Brass Finish:
If you have selected a natural brass finish, please note that it will develop a unique patina over time. This is a natural and desirable characteristic of brass, as it reacts with its environment to create a one-of-a-kind, living finish. Should you prefer the pristine finish of brass, regular polishing will be required.

Chrome Finish:
Chrome is the most durable and low-maintenance finish available. Simply use a soft cloth and warm water to wipe your rail clean, then dry it thoroughly with a soft, dry cloth to maintain its brilliant shine.

Nickel Finish:
Nickel finishes will also age gracefully over time, developing a softer, darker tone. However, the change is more subtle compared to natural brass or brushed finishes.

General Maintenance Tips:

- Extra care must be taken for all special finishes during installation by using soft fabric gloves to prevent natural sweat and oils from one's hands.
- Take care to protect the screwdriver tip when fastening the screws to secure the rails.
- Always wipe away water spots and splashes as soon as possible to avoid water marks and mineral build-up.
- For all finishes, use a mild, non-abrasive soap if needed, and rinse thoroughly with clean water.